



UNEQUALLED POWERFUL HEATING

TECHNICAL SPECIFICATIONS

- 500 to 2 000W
- White
- Built-in electronic thermostat
- LCD screen
- Designed to accept the Programmer module
- Designed to accept the pilot wire Programmer module
- Programmer-compatible by pilot wire

ADVANTAGES

- Modern design
- Many sizes to choose from: horizontal (Allegro II 14) square (Allegro II 18) vertical (Allegro II 26)
- Adaptable to different wall spaces
- Completely silent
- Uniform and consistent heating

7305, 7306, 7307

ALLEGRO II



Allegro II



INSTALLATION AND CONNECTION

Recommended installation height 4 in (10 cm).

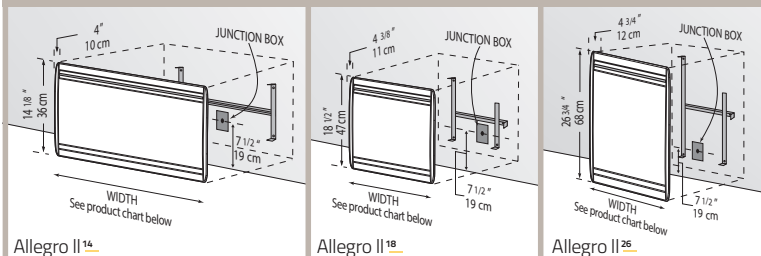
Clearances

■ Front: 20 in (50 cm) ◀ Sides: 6 in (15 cm) ▲ Above: 4 in (10 cm) ▼ Underneath: 4 in (10 cm).

Installation Quick-mounted surface installation with easy snap-on bracket that also serves as marking template.

Connection 240-V unit: Flexible cord connection, including junction box cover. Installation requires 2 in X 3 in wall box (not included).

Note 3-conductor cable or 2-conductor cable with a third wire should be used if unit is to be linked with the Convectair Programmer module (7392 FP).



HEATING ELEMENT

Total capacity 500 to 2 000 W

 **Convection** X-shaped, monoblock element made of surface-treated extruded aluminum.

Thermal Protection Automatic reset overheat protection.

TEMPERATURE CONTROL

 **Electronic thermostat** Lockable built-in electronic proportional-action thermostat ultraprecise to 1/5°F (1/10°C) with digital controls.

Programmer Control panel designed to accept the 7392 Programmer module.

CONTROL PANEL

 **Select unit of temperature in °C or °F** by key combination.

Location On top right-hand side of the unit.

LCD backlit screen with digital controls lockable by key combination.

On/Off button.

Mode button with four settings: Comfort; Economy; Frost protection (45°F (7°C));

Program (programmed setback when connected to the Convectair Programmer).

« + and - » buttons set the temperature and lock the controls.

Heating indicator light.




CABINET

 **Steel** construction with polyester/epoxy anti-rust powder coating and resistant to UV rays.


Cabinet Bottom-mounted protective pan with rounded edges.


Louvres Front-louvered air outlet that hides the unit interior and directs heat towards the centre of the room.


Colour BB = White

Catalogue No. Model Colour	7305  ALLEGRO II ¹⁴ BB						7306  ALLEGRO II ¹⁸ BB						7307  ALLEGRO II ²⁶ BB					
	Power		Width		Net Weight		Width		Net Weight		Width		Net Weight					
	240 V	208 V	cm	po	kg	lb	cm	po	kg	lb	cm	po	kg	lb				
Height			36				47				68							
Depth			10				11				12							
Power																		
C05	500 W	375 W	48,9	19 ^{1/4}	4,4	9,6	40,9	16 ^{1/8}	4,8	10,6	32,9	13	5,6	12,4				
C07	750 W	565 W	56,9	22 ^{3/8}	4,9	10,8	40,9	16 ^{1/8}	4,8	10,6	36,9	14 ^{1/2}	6,1	13,4				
C10	1000 W	750 W	64,9	25 ^{1/2}	5,4	11,9	48,9	19 ^{1/4}	5,1	11,2	40,9	16 ^{1/8}	6,4	14,2				
C12	1250 W	940 W	84,9	33 ^{3/8}	6,8	15	56,9	22 ^{3/8}	5,6	12,3	48,9	19 ^{1/4}	7,5	16,5				
C15	1500 W	1125 W	84,9	33 ^{3/8}	6,8	15	64,9	25 ^{1/2}	6,2	13,7	56,9	22 ^{3/8}	8	17,6				
C17	1750 W	1315 W	112,9	44 ^{1/2}	8,5	18,8	76,9	30 ^{1/4}	7	15,4	64,9	25 ^{1/2}	9,2	20,2				
C20	2000 W	1500 W	112,9	44 ^{1/2}	8,5	18,8	84,9	33 ^{3/8}	7,6	16,8	76,9	30 ^{1/4}	10,4	22,9				
C28	N/A	2000 W	112,9	44 ^{1/2}	8,5	18,8	84,9	33 ^{3/8}	7,6	16,8	76,9	30 ^{1/4}	10,4	22,9				

Depth includes the mounting brackets.

 Compatible with the Programmer pilot-wire system (see technical specifications for catalogue number 7392).

 Compatible with the wall-mount controller AWC.

 Control panel is designed to accept the 7392 Programmer module.

For guaranteed, dependable operation, we recommend that all units be installed by a licensed electrical contractor in accordance with national and local codes. Consult convectair.com to find the most recent installation instructions for our heaters.

